



Installation Instruction PTG-120 ALLEN




Note! Read through the whole instruction before starting the installation.



Pack the frame in accordance with MCT Brattberg packing guide. End with a stay plate.




Insert the PTG on top of the final stay plate.



Push in the PTG into the frame. Make sure the PTG is placed inside the front and back edge of the stay plate.



Tighten the two bolts evenly in steps.



Tighten the bolts to the bottom or until the thread clearly is visible as per the picture.



Or use a torque wrench. Maximum torque is 20 Nm.



The PTG can be installed at any position within the frame.



Note! All sealing surfaces on the PTG must be lubricated with MCT Brattberg Lubricant to establish a pressure tight seal.